



**THE MAR THOMA CHURCH EDUCATIONAL SOCIETY
THIRUVANANTHAPURAM-43**

BALANCE SHEET			
SOURCES OF FUNDS	SCHEDULE	As at 31.03.2023 ₹	As at 31.03.2022 ₹
Capital Fund —	1	92,06,62,634.00	80,56,63,819.00
Fund Accounts	2	26,17,67,046.00	25,79,86,180.00
Loan Funds	3	7,34,29,500.00	8,28,49,500.00
Current Liabilities & Provisions	4	14,84,95,822.00	12,89,23,102.00
TOTAL		1,40,43,55,002.00	1,27,54,22,601.00
APPLICATION OF FUNDS			
Fixed Assets	5	53,39,92,238.00	54,09,77,485.00
Capital work-in progress	6	11,68,76,171.00	6,36,82,534.00
Investments	7	69,65,98,008.00	60,76,20,689.00
Current Assets & Deposits	8	5,68,88,585.00	6,31,41,893.00
TOTAL		1,40,43,55,002.00	1,27,54,22,601.00

As per our report of even date
ICAI UDIN:23025475BGXMGP6981
For ALEX KURIAKOSE & CO
Chartered Accountants



Mathew George
Secretary



Cherian Varghese
Treasurer



Alex Kuriakose
Partner

Trivandrum
28/07/2023


The Mar Thoma Church Educational Society

INCOME AND EXPENDITURE ACCOUNT


INCOME	SCHEDULE	Year ended 31.03.2023 ₹	Year ended 31.03.2022 ₹
St.Thomas Residential School	9.1	8,27,24,573.00	7,73,09,393.00
St.Thomas Central School	10.1	11,55,53,262.00	10,47,71,688.00
St.Thomas Higher Secondary School	11.1	2,19,02,897.00	2,13,45,434.00
St.Thomas Lower Primary School	12.1	38,57,229.00	38,74,300.00
St.Thomas Pre-primary Education Centre	13.1	2,35,31,411.00	2,75,83,245.00
St.Thomas Pre School	14.1	77,07,720.00	22,45,003.00
St.Thomas Public School	15.1	6,59,59,365.00	4,98,45,096.00
St.Thomas Training College	16.1	56,79,926.00	43,46,732.00
St.Thomas Institute for Science & Technology	17.1	5,04,55,351.00	4,73,51,323.00
St.Thomas Boarding Home	18.1	83,80,252.00	30,95,330.00
The M T C E Society	19.1	16,64,80,978.00	9,21,47,241.00
TOTAL		55,22,32,964.00	43,39,14,785.00
EXPENDITURE			
St.Thomas Residential School	9.2	8,27,17,738.00	7,73,02,845.00
St.Thomas Central School	10.2	11,55,47,080.00	10,47,64,870.00
St.Thomas Higher Secondary School	11.2	2,19,02,897.00	2,13,45,434.00
St.Thomas Lower Primary School	12.2	38,52,394.00	38,69,946.00
St.Thomas Pre-primary Education Centre	13.2	2,35,25,733.00	2,75,76,503.00
St.Thomas Pre School	14.2	77,02,281.00	22,45,003.00
St.Thomas Public School	15.2	6,59,52,380.00	4,98,34,331.00
St.Thomas Training College	16.2	56,75,605.00	43,45,904.00
St.Thomas Institute for Science & Technology	17.2	5,04,55,351.00	4,73,51,323.00
St.Thomas Boarding Home	18.2	83,74,740.00	30,95,330.00
The M T C E Society	19.2	16,64,72,833.00	9,21,39,256.00
Excess Income over Expenditure		53,932.00	44,040.00
TOTAL		55,22,32,964.00	43,39,14,785.00

Notes on accounts - Schedule 20

As per our report of even date
ICAI UDIN:23025475BGXMG6981
For ALEX KURIAKOSE & CO
Chartered Accountants



Mathew George
Secretary



Cherian Varghese
Treasurer



Alex Kuriakose
Partner

Trivandrum
28/07/2023

SCHEDULES FORMING PART OF INCOME & EXPENDITURE ACCOUNT			
	PARTICULARS	2022-23 ₹	2021-22 ₹
17.	ST. THOMAS INSTITUTE FOR SCIENCE & TECHNOLOGY		
17.1	INCOME		
	Fees	2,23,69,382	2,05,81,059
	Other Receipts	30,41,962	37,02,461
	Conveyance	22,05,265	11,30,570
	Total	2,76,16,609	2,54,14,090
	<i>Appropriation of Funds</i>		
	Contribution from Development Fund	2,28,38,742	2,19,37,233
	Total	2,28,38,742	2,19,37,233
	Grand Total	5,04,55,351	4,73,51,323
17.2	EXPENDITURE		
	Salaries & Allowances	2,42,30,608	2,37,37,870
	P F Contribution	4,68,116	5,21,244
	Employees State Insurance	1,25,255	1,38,584
	Printing and Stationery including Magazine	55,970	56,754
	Sports and Games	30,665	16,523
	Repairs and Maintenance	21,11,332	17,30,500
	Postage, Telephone and Internet	9,894	17,654
	Travelling	26,392	9,370
	Educational Appliances	0	0
	Faculty Improvement Programme, Seminar etc;	8,84,623	1,96,358
	Library (Journals, Newspaper etc.,)	71,850	4,782
	Laboratory / Workshop/ Internet Charges	7,06,446	4,54,181
	Advertisement Charges	29,400	78,200
	Building Insurance	72,506	85,181
	Building & Land Tax	6,70,714	4,80,313
	Vehicle Maintenance	27,00,763	19,13,024
	Electricity	16,96,064	12,29,639
	Administrative Charges to University / AICTE	8,70,000	4,75,000
	Payment to KTU Fund	6,47,185	6,89,500
	Meetings	26,955	17,480
	College Day & Other Activities	1,460	15,939
	Examinations	1,11,930	59,996
	Miscellaneous	1,895	1,873
	Total	3,55,50,023	3,19,29,965
	<i>Appropriation of Funds</i>		
	Depreciation	1,39,05,328	1,44,21,358
	Contribution		
	Gratuity Fund	10,00,000	10,00,000
	Total	1,49,05,328	1,54,21,358
	Grand Total	5,04,55,351	4,73,51,323

SCHEDULES FORMING PART OF INCOME & EXPENDITURE ACCOUNT

	PARTICULARS	2022-23 ₹	2021-22 ₹
18.	ST.THOMAS BOARDING HOME		
18.1	INCOME		
	Establishment fee	22,93,550	5,58,000
	Mess fee	59,20,200	0
	Other Receipts	1,66,502	69,000
	Total	83,80,252	6,27,000
	<i>Appropriation of Funds</i>		
	Contribution from Development Fund	0	24,68,330
	Total	0	24,68,330
	Grand Total	83,80,252	30,95,330
18.2	EXPENDITURE		
	Salaries & Allowances	13,99,289	12,69,107
	P F Contribution	1,29,038	1,19,180
	Employees State Insurance	33,528	27,102
	Mess Expense	54,03,379	13,58,237
	Book Purchase	34,100	0
	Printing and Stationery	885	0
	Repairs and Maintenance	1,226	50,437
	Postage, Telephone and Internet	1,400	1,538
	Travelling	0	0
	Electricity	52,096	57,096
	Newspaper and Periodicals	9,850	4,650
	Miscellaneous	3,000	0
	Total	70,67,791	28,87,347
	<i>Appropriation of Funds</i>		
	Depreciation	1,16,877	1,07,983
	Contribution to:		
	Gratuity Fund	50,000	1,00,000
	Development Fund	11,40,072	0
	Excess Income Over Expenditure	5,512	0
	Total	13,12,461	2,07,983
	Grand Total	83,80,252	30,95,330