


21-22.

THE MAR THOMA CHURCH EDUCATIONAL SOCIETY,  
TRIVANDRUM - 43

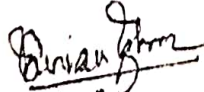
BALANCE SHEET

SOURCES OF FUNDS	SCHEDULE	As at 31.03.2022 ₹	As at 31.03.2021 ₹
Capital Fund	1	80,56,63,819	73,06,07,565
Fund Accounts	2	25,79,86,180	25,80,28,644
Loan Funds	3	8,28,49,500	9,04,53,500
Current Liabilities & Provisions	4	12,89,23,102	11,99,87,581
<b>TOTAL</b>		<b>1,27,54,22,601</b>	<b>1,19,90,77,290</b>
<b>APPLICATION OF FUNDS</b>			
Fixed Assets	5	54,09,77,485	45,38,42,441
Capital work-in progress	6	6,36,82,534	4,74,93,377
Investments	7	60,76,20,689	64,25,80,261
Current Assets & Deposits	8	6,31,41,893	5,51,61,211
<b>TOTAL</b>		<b>1,27,54,22,601</b>	<b>1,19,90,77,290</b>


As per our report of even date  
ICAI UDIN: 22025475AOVRFQ7531  
For ALEX KURIAKOSE & CO.  
Chartered Accountants



Mathew George  
Secretary



Cherian Varghese  
Treasurer



Alex Kuriakose  
Partner

Trivandrum


06.08.2022


## INCOME AND EXPENDITURE ACCOUNT

INCOME	SCHEDULE	Year ended 31.03.2022 ₹	Year ended 31.03.2021 ₹
St.Thomas Residential School	9.1	7,73,09,393	7,05,34,715
St.Thomas Central School	10.1	10,47,71,688	9,24,70,633
St.Thomas Higher Secondary School	11.1	2,13,45,434	2,09,30,284
St.Thomas Lower Primary School	12.1	38,74,300	32,74,155
St.Thomas Pre-primary Education Centre	13.1	275,83,245	2,56,67,735
St.Thomas Play School	14.1	22,45,003	25,81,638
St.Thomas Public School	15.1	4,98,45,096	3,97,67,556
St.Thomas Training College	16.1	43,46,732	40,65,713
St.Thomas Institute for Science & Technology	17.1	4,73,51,323	4,72,96,989
St.Thomas Boarding Home	18.1	30,95,330	32,59,274
The M T C E Society	19.1	9,21,47,241	8,22,99,201
<b>TOTAL</b>		<b>43,39,14,785</b>	<b>39,21,47,893</b>
<b>EXPENDITURE</b>			
St.Thomas Residential School	9.2	7,73,02,845	7,05,27,926
St.Thomas Central School	10.2	10,47,64,870	9,24,65,511
St.Thomas Higher Secondary School	11.2	2,13,45,434	2,09,30,284
St.Thomas Lower Primary School	12.2	38,69,946	32,70,778
St.Thomas Pre-primary Education Centre	13.2	2,75,76,503	2,56,65,814
St.Thomas Play School	14.2	22,45,003	25,81,638
St.Thomas Public School	15.2	4,98,34,331	3,97,61,672
St.Thomas Training College	16.2	43,45,904	40,65,713
St.Thomas Institute for Science & Technology	17.2	4,73,51,323	4,72,96,989
St.Thomas Boarding Home	18.2	30,95,330	32,59,274
The M T C E Society	19.2	9,21,39,256	8,22,91,492
Excess Income over Expenditure		44,040	30,802
<b>TOTAL</b>		<b>43,39,14,785</b>	<b>39,21,47,893</b>

Notes on accounts- Schedule 20

As per our report of even date  
ICAI UDIN: 22025475AOVRFQ7531  
For ALEX KURIAKOSE & CO.  
Chartered Accountants

  
Dr Mathew George  
Secretary

  
Cherian Varghese  
Treasurer

  
Alex Kuriakose  
Partner

Trivandrum  
06-08-2022



## 5. FIXED ASSETS

Description	GROSS BLOCK			DEPRECIATION			NET BLOCK	
	As at 31.03.2021	During the Year		As at 31.03.2021	For the Year		As at 31.03.2022	As at 31.03.2022
	₹	Additions	Deductions	₹	Additions	Deductions	₹	₹
Land & Development	11,89,63,361	7,71,10,305	0	11,79,02,000	0	0	12,71,63,409	19,60,73,666
Buildings	17,17,65,854	4,30,22,172	0	21,47,98,026	0	0	33,29,816	8,76,24,617
Water Supply System	35,54,028	87,934	0	36,41,962	0	0	3,12,146	3,12,146
Furniture & Fittings	3,85,50,877	8,68,716	0	2,60,23,916	0	0	2,73,31,341	2,75,244
Computers	2,27,08,597	4,39,248	0	2,31,47,845	0	0	2,23,19,354	1,20,88,252
Bus & Van	6,33,37,170	0	61,10,625	4,06,98,322	0	58,94,972	8,28,491	9,41,570
Two Wheelers	77,512	0	0	77,512	0	0	3,81,66,829	1,90,59,716
Electrical Equipments	3,68,09,346	2,95,136	0	3,71,04,482	0	0	29,911	47,601
Lab Equipments	50,03,405	57,626	0	50,61,031	0	0	1,92,62,006	1,78,42,476
Library Books	52,85,308	0	0	52,85,308	0	0	41,92,455	8,68,576
Crockery & Utensils	13,69,700	0	0	13,69,700	0	0	52,85,307	1
Telephone System	18,04,982	0	0	18,04,982	0	0	12,79,150	90,550
Solar Equipments	3,54,350	19,44,530	0	16,68,273	0	0	16,68,273	1,16,203
Training College	1,40,60,674	0	0	3,54,349	0	0	11,32,161	11,66,719
Building	1,34,590	0	0	1,11,65,706	0	0	1,14,55,203	26,05,471
Electrical Equipments	8,03,867	0	0	8,03,867	0	0	1,21,540	13,050
Furniture & Fittings	1,58,932	0	0	1,58,932	0	0	7,22,607	81,260
Lab Equipments	8,43,501	0	0	8,43,501	0	0	1,48,883	10,049
Library Books	5,30,647	0	0	5,30,647	0	0	8,43,500	11,822
Computers	29,94,42,852	27,71,033	0	53,034	122	183	5,30,464	183
Engineering College	96,73,872	1,31,557	0	18,62,58,595	0	0	1,15,12,268	28,94,968
Building	1,87,72,761	0	0	1,87,72,761	0	0	1,21,540	14,500
Electrical Equipments	3,34,85,913	2,14,509	0	3,37,00,422	0	0	7,22,607	90,289
Furniture & Fittings	62,587	0	0	62,587	0	0	1,48,883	10,049
Lab Work Shop Equipments	1,33,05,076	1,20,393	0	1,30,68,872	0	0	8,43,500	11,822
Crockery & Utensils	74,00,432	0	0	74,00,431	0	0	5,30,464	1
Computers	1,14,50,643	0	0	92,15,281	0	0	8,43,500	1
Library Books	6,16,921	0	0	3,75,395	0	0	5,30,464	1
Vehicles	97,84,660	0	0	97,84,660	0	0	5,30,464	1
Water Supply System	11,32,56,850	0	0	11,32,56,850	0	0	5,30,464	1
Public School	55,44,613	0	0	55,44,613	0	0	5,30,464	1
Land & Development	41,67,417	6,00,000	0	47,67,417	0	0	5,30,464	1
Buildings	5,35,319	0	0	5,35,319	0	0	5,30,464	1
Electrical Equipments	19,03,141	0	0	19,03,141	0	0	5,30,464	1
Library Books	57,31,664	0	0	57,31,664	0	0	5,30,464	1
Computers	26,33,455	0	0	26,33,455	0	0	5,30,464	1
Vehicles	1,02,38,84,877	12,76,63,159	61,10,625	1,14,54,37,411	57,00,42,436	4,03,12,462	60,44,59,926	54,09,77,485
Lab Equipments	99,74,58,100	2,64,26,777	0	1,02,38,84,877	52,94,99,330	4,05,43,106	57,00,42,436	45,38,42,441
Total								
Previous Year Total								

**SCHEDULES FORMING PART OF INCOME & EXPENDITURE ACCOUNT**

<b>PARTICULARS</b>		<b>2021-22</b>	<b>2020-21</b>
		₹	₹
<b>17.0</b>	<b>ST. THOMAS INSTITUTE FOR SCIENCE &amp; TECH.</b>		
<b>17.1</b>	<b>Income</b>		
	Fees	2,05,81,059	2,20,93,008
	Other Receipts	37,02,461	11,85,886
	Bus Fees	11,30,570	0
	<b>Total</b>	<b>2,54,14,090</b>	<b>2,32,78,894</b>
	<i>Appropriation of Funds</i>		
	Contribution from development Fund	2,19,37,233	2,40,18,095
	<b>Total</b>	<b>2,19,37,233</b>	<b>2,40,18,095</b>
	<b>Grand Total</b>	<b>4,73,51,323</b>	<b>4,72,96,989</b>
<b>17.2</b>	<b>Expenditure</b>		
	Salaries & Allowances	2,37,37,870	2,32,23,993
	P F Contribution	5,21,244	4,66,627
	Employees State Insurance	1,38,584	1,69,008
	Printing and Stationery	56,754	53,496
	Sports and Games	16,523	0
	Repairs and Maintenance	17,30,500	10,79,379
	Postage and Telephone	17,654	40,128
	Travelling	9,370	6,530
	Faculty Improvement Programme, Seminar etc;	1,96,358	64,330
	Library (Journals etc.,)	4,782	69,185
	Laboratory / Internet / Work shop	4,54,181	9,20,243
	Advertisement	78,200	5,99,335
	Building Insurance	85,181	0
	Building & Land Tax	4,80,313	4,30,414
	Vehicle maintenance	19,13,024	14,99,025
	Electricity	12,29,639	10,82,173
	Administrative Charges-University/AICTE	4,75,000	2,56,000
	Payment to KTU Fund	6,89,500	1,10,000
	Examinations	59,996	32,210
	Meetings	17,480	0
	College Day & Other functions	15,939	0
	Miscellaneous	1,873	7,343
	<b>Total</b>	<b>3,19,29,965</b>	<b>3,01,09,419</b>



SCHEDULES FORMING PART OF INCOME & EXPENDITURE ACCOUNT

PARTICULARS	2021-22 ₹	2020-21 ₹
<b>Appropriation of Funds</b>		
Depreciation	1,44,21,358	1,61,87,570
<b>Contribution to:</b>		
Gratuity Fund	10,00,000	10,00,000
<b>Total</b>	<b>1,54,21,358</b>	<b>1,71,87,570</b>
<b>Grand Total</b>	<b>4,73,51,323</b>	<b>4,72,96,989</b>
<b>18.0 ST.THOMAS BOARDING HOME</b>		
<b>18.1 Income</b>		
Establishment fee	5,58,000	1,41,000
Mess fees	0	0
Other Receipts	69,000	8,456
<b>Total</b>	<b>6,27,000</b>	<b>1,49,456</b>
<b>Appropriation of Funds</b>		
Contribution from development Fund	24,68,330	31,09,818
<b>Total</b>	<b>24,68,330</b>	<b>31,09,818</b>
<b>Grand Total</b>	<b>30,95,330</b>	<b>32,59,274</b>
<b>18.2 Expenditure</b>		
Salaries & Allowances	12,69,107	11,71,305
P F Contribution	1,19,180	1,14,056
Employees State Insurance	27,102	24,910
Mess including salary of mess staff	13,58,237	17,13,427
Repairs and Maintenance	50,437	0
Postage and Telephone	1,538	0
Electricity	57,096	37,672
Newspaper and Periodicals	4,650	0
Miscellaneous	0	484
<b>Total</b>	<b>28,87,347</b>	<b>30,61,854</b>
<b>Appropriation of Funds</b>		
Depreciation	1,07,983	97,420
<b>Contribution to:</b>		
Gratuity Fund	1,00,000	1,00,000
<b>Total</b>	<b>2,07,983</b>	<b>1,97,420</b>
<b>Grand Total</b>	<b>30,95,330</b>	<b>32,59,274</b>